



Model Number	Faucet Holes	Depth-Inches	Drain Placement	ADA/FHA Compliant*
G204573BQ <i>(pictured)</i>	3	6-1/2"	Rear	Yes
G204571BQ	1	6-1/2"	Rear	Yes

SINK DESCRIPTION

- 2000 Series single bowl drop-in sink
- 20 gauge stainless steel, matte bowl finish
- U-channel mounting system, hardware included
- QuickMount™ installation included
- SoundSHIELD™ sound absorbing system

WARRANTY

- Lifetime limited warranty to the original homeowner
- 10 year limited warranty when used in a Multi-family installation
- 5 year limited warranty when used in a Commercial installation
- Visit www.moen.com/customer-support/warranty for complete details and limitations

SINK DIMENSIONS

- Overall: 17-5/16" x 22-5/16"
- Bowl: 14" x 16"
- Drain Size: 2"
- Faucet Holes
 - 1-1/2" (38mm) diameter
 - 4" (102mm) center

CUT OUT DIMENSIONS

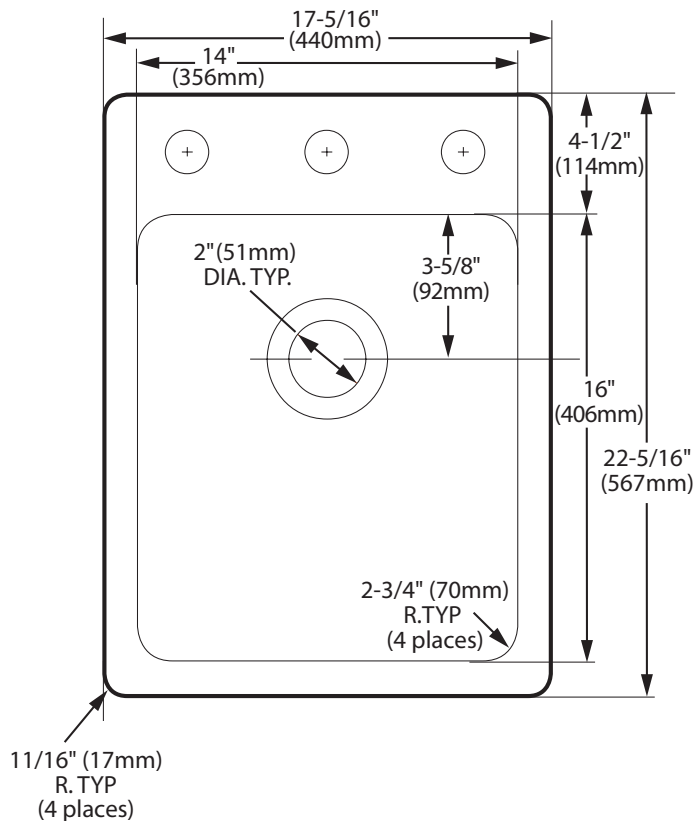
- 16-13/16" x 21-13/16" with 11/16" corner radius, a tolerance of plus or minus 1/16" is acceptable

STANDARDS

- Third party certified to meet ASME A112.19.3/CSA B45.4 and all applicable specifications referenced therein
- *ADA/FHA Sink compliant to ADA (ICC A117.1) and FHA accessibility specifications when installed to these required standards. Always consult with your local building department for the specific installation requirements.

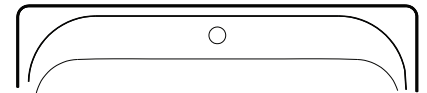
CRITICAL DIMENSIONS

(DO NOT SCALE)

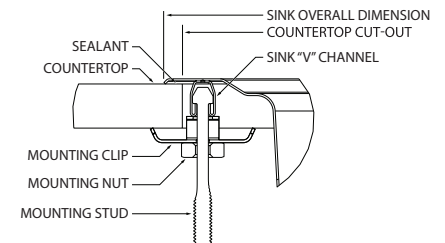


Faucet Hole Configurations

1-1/2" (38mm) Diameter faucet holes
2" (102mm) Center



Installation Detail



MADE IN THE USA